




Assembly instructions

Bauknecht thermostat and lamp holder


Lamp holder for Ranco thermostat



Bend the rear side of the lamp holder with 90 degrees, so that it fits the plug connections of the thermostat!



Bend the rear side of the lamp holder with 90 degrees, so that it fits the plug connections of the thermostat!



Bend the rear part of the lamp holder with 90 degrees, so that it fits the plug connections of the thermostat!

